

## 9.00 – 9.45am “Globalisation And The Impact On World Agriculture”

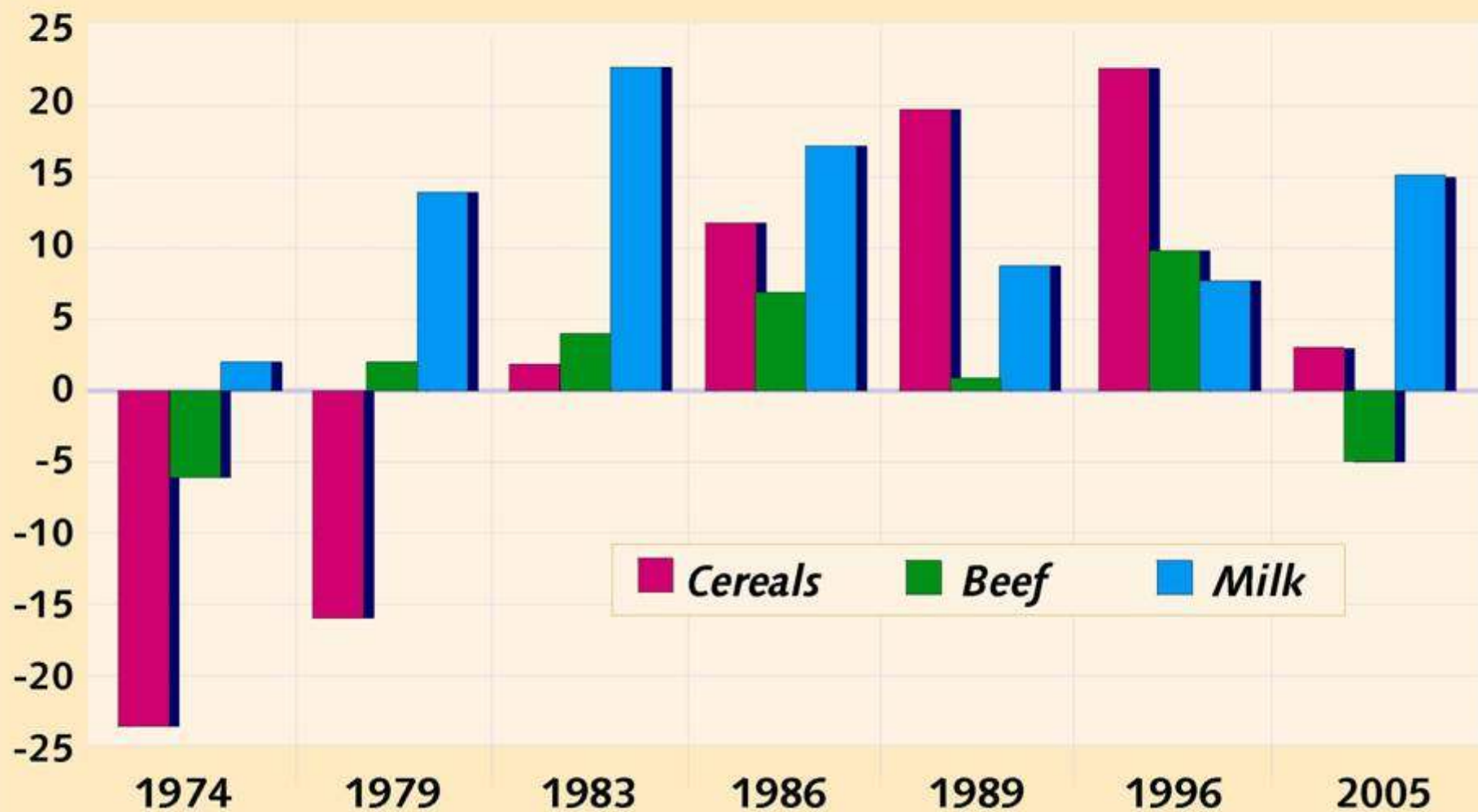
*Matt Dempsey, Editor, Irish Farmers Journal*

*Matt Dempsey is Editor and Chief Executive of the Irish Farmers Journal. He is also a member of the Irish Commission on Bioethics. Matt is well known for his knowledge on global agriculture.*

- Australia has been to the forefront in pushing internationally for global free trade in agriculture. However its long term energetic lobbying for fundamental change in the rules governing agricultural trade has not resulted in significant gains in its various bilateral farm trade agreements.
- New Zealand from a much less powerful position has had spectacular success in achieving access to the European market.
- The landmark Australian / US agricultural deal totally prevented any access for Australian sugar to the US market.
- Globalisation in agricultural trade offers real potential gains for Australia but not, I suspect, as much as its most fervent proponents think. In terms of milk and beef production Australia, apart from some limited key areas, has much more in common with the United States than it has with Argentina and Brazil. Figures on the relative cost of production confirm this view.
- Following the temporary collapse of the ill thought out and badly conducted WTO Doha round – there is a major question mark as to whether or not the tide of globalisation in agriculture is still flowing.
- China, India, Japan and the US are all in various guises demonstrating increased unwillingness to open up the food markets to unregulated imports.
- We may well be under estimating the strength of feeling in favour of domestic food production and farming activity.



## Self-sufficiency in the EU (+ or -100%)



# The Global Top 20

- 1. Singapore
- 2. Ireland
- 3. Switzerland
- 4. United States
- 5. Netherlands
- 6. Canada
- 7. Denmark
- 8. Sweden
- 9. Austria
- 10. Finland
- 11. New Zealand
- 12. United Kingdom
- 13. Australia
- 14. Norway
- 15. Czech Republic
- 16. Croatia
- 17. Israel
- 18. France
- 19. Malaysia
- 20. Slovenia

# Sugar

## Cost of Production

US Cents/lb of Sugar

❖ Ireland	22 - 24
❖ France	17 - 18
❖ Queensland Australia	8 - 9
❖ Brazil	6 - 8

# WORLD CATTLE PRICES

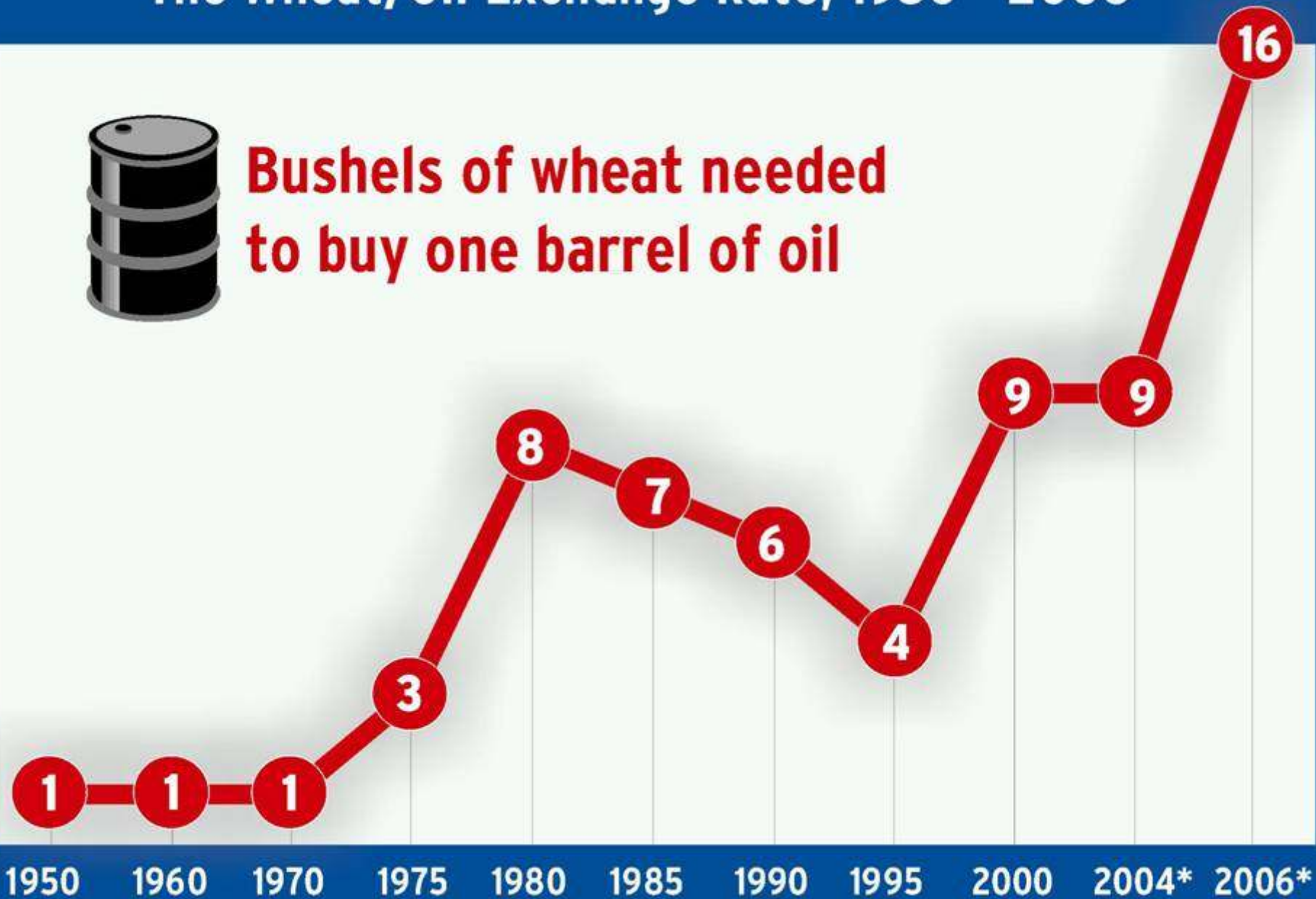
		€/ kg dw
● United States	Choice Steers	2.49
● Brazil	Av. Steers	1.36
● Argentina	Av. Steers	1.05
● Uruguay	Beef Steers	1.54
● Australia	Av. Steers	1.88
● Ireland	R3 Steers	2.74
● France	R3 Steers	3.32



# The Wheat/Oil Exchange Rate, 1950 - 2006



**Bushels of wheat needed  
to buy one barrel of oil**



Source: IMF Statistics Online database \* Estimates based on April wheat and oil futures prices for 2004 and 2006

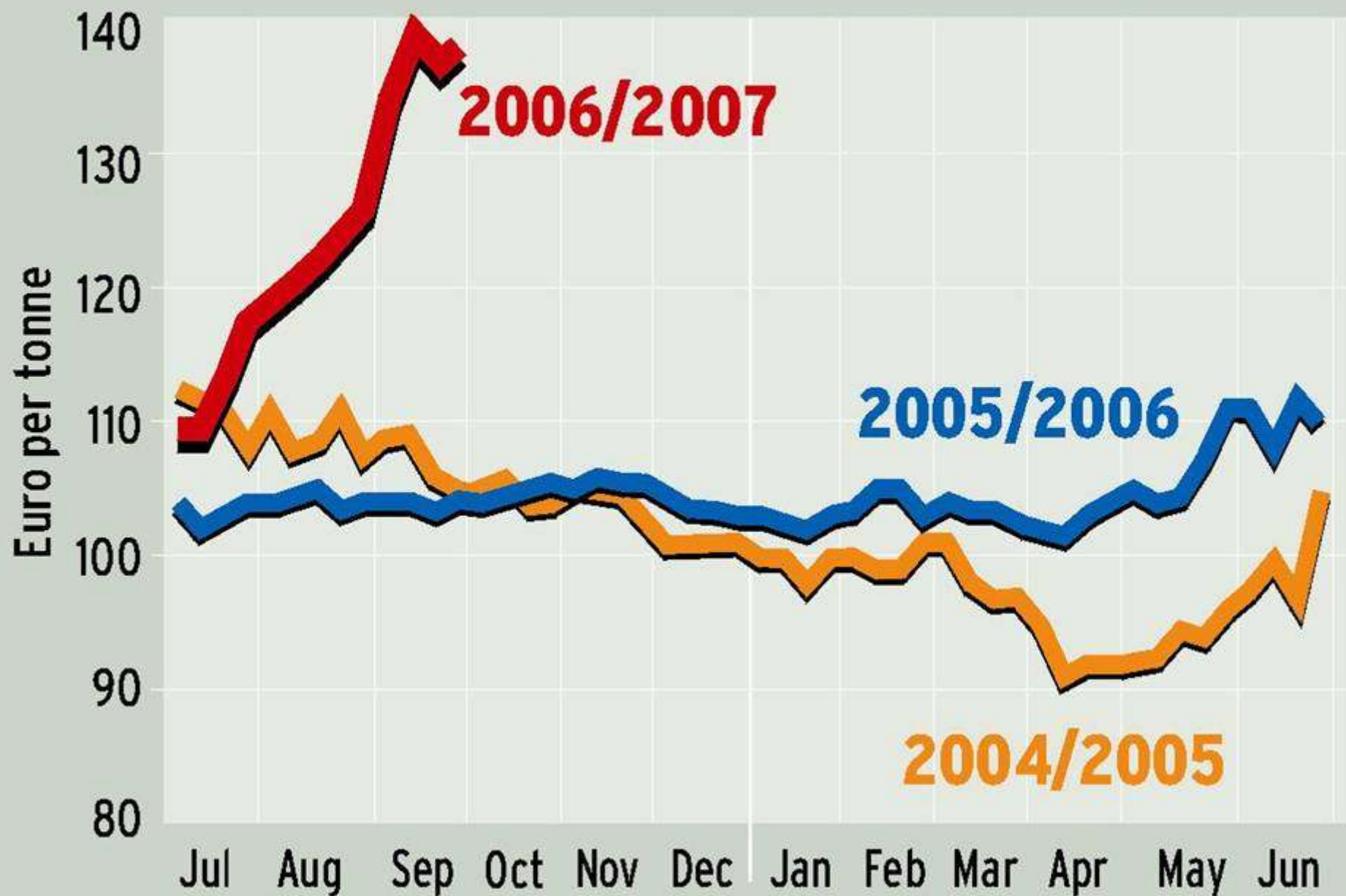
# Wheat Exporters

- Argentina 18.8m tonnes
- Australia 19m tonnes
- Canada 20m tonnes
- EU 16m tonnes
- US 26m tonnes
- Russia & Eastern Europe Variable

**“We must act to share the gains  
with globalisation’s losers”**

Financial Times – Wed. 6<sup>th</sup> Sept. 06

## Soft wheat prices at Rouen (from July)



Source: La France agricole